

4 Flutes UTCOAT



Size $\phi 2 \sim \phi 12$

CRRS

Super
MG

UT
COAT

45°

R

± 0.01

± 0.015

Shank Dia
0/-0.005

Back Taper
Geometry

Variable
Pitch

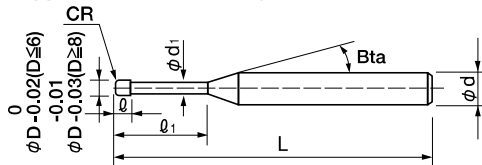
$\phi 2 \sim \phi 6$ $\phi 8 \sim \phi 12$

Material Applications (★ Highly Recommended ● Recommended ○ Suggested)

Work Material																	
Carbon Steels S45C S55C	Alloy Steels SK / SCM SUS	Prehardened Steels NAK HPM	Hardened Steels					Cast Iron	Aluminum Alloys	Graphite	Copper	Plastics	Glass Filled Plastics	Titanium Alloys	Heat Resistant Alloys	Cemented Carbide	Hard Brittle (Non-Metallic) Materials
			~50HRC	~55HRC	~60HRC	~65HRC	~70HRC										
●	●	●	●	●				○	○		●			●	●		

Features

Broad application range from Copper and Raw Materials to Hardened Steels (55HRC). UTCOAT offers long tool life. Variable pitch, high helix and positive rake angle offer stable milling. Reduced cutting resistance when using a helical approach or inclined angles.



The shank taper angle shown is not an exact value and to avoid contact with the work piece, we recommend the user controls the precise value of this angle. Shank taper angle should not make contact with the work piece.

Total 24 models

Unit (mm)

Model Number	Outside Diameter ϕD	Corner Radius CR	Effective Length ℓ_1	Length of Cut ℓ	Neck Diameter ϕd_1	Shank Taper Angle Bta	Overall Length L	Shank Diameter ϕd	Suggested Retail Price ¥			
CRRS 4020-05-06	2	R0.5	6	2	1.91	16°	70	4	10,500			
CRRS 4030-08-09	3	R0.8	9	3	2.92	16°	70	6	10,800			
CRRS 4040-03-12	4	R0.3	12	4	3.82	16°	60	6	11,600			
CRRS 4040-05-12-4		R0.5				—	70	4	10,000			
CRRS 4040-05-12		R0.5				16°	60	6	11,600			
CRRS 4040-10-12-4		R1				—	70	4	10,000			
CRRS 4040-10-12	5	R1	15	5	4.82	16°	70	6	11,600			
CRRS 4050-12-15		R1.2				16°	70	6	12,000			
CRRS 4060-03-18		R0.3				18	6	5.82	—	90	6	13,400
CRRS 4060-05-18		R0.5								60	6	13,400
CRRS 4060-10-18	R1	60	6	13,400								
CRRS 4060-15-18	R1.5	24	24	8	7.82	—	90	6	13,400			
CRRS 4080-03-24	R0.3						100	8	16,700			
CRRS 4080-05-26	R0.5						70	8	16,700			
CRRS 4080-10-26	R1						70	8	16,700			
CRRS 4080-20-24	R2	30	30	10	9.82	—	100	8	16,700			
CRRS 4100-03-30	R0.3						110	10	22,000			
CRRS 4100-05-30	R0.5						80	10	22,000			
CRRS 4100-10-30	R1						80	10	22,000			
CRRS 4100-20-30	R2	36	36	12	11.82	—	110	10	22,000			
CRRS 4120-03-36	R0.3						120	12	27,700			
CRRS 4120-05-36	R0.5						120	12	27,700			
CRRS 4120-10-36	R1						120	12	27,700			
CRRS 4120-20-36	R2						120	12	27,700			

- φ3mm Shank V Series
- UDC-PCD Series
- CBN Series
- Square
- Long Neck Square
- Radius
- Long Neck Radius
- Taper Neck Radius
- Ball / Long Shank Ball
- Long Neck Ball
- Taper Neck Ball
- Taper
- Barrel
- Spiral V Cutter
- Drill
- Technical Data

Milling Conditions for CRRS

◆ Roughing

WORK MATERIAL			CARBON STEELS S45C / S55C (~225HB)				ALLOY STEELS SK / SCM / SUS (225~325HB) *Use cutting oils for Stainless Steels.				PREHARDENED STEELS HARDENED STEELS NAK / HPM / SKD / SKT / STAVAX (30~55HRC) *Recommend oil mist.			
Model Number	Outside Diameter (mm)	Corner Radius (mm)	Spindle Speed (min ⁻¹)	Feed Rate (mm/min)	a _p Axial Depth (mm)	a _e Radial Depth (mm)	Spindle Speed (min ⁻¹)	Feed Rate (mm/min)	a _p Axial Depth (mm)	a _e Radial Depth (mm)	Spindle Speed (min ⁻¹)	Feed Rate (mm/min)	a _p Axial Depth (mm)	a _e Radial Depth (mm)
4020-05-06	2	R0.5	30,000	7,200	0.08	0.8	30,000	7,200	0.04	0.66	24,000	7,000	0.02	0.59
4030-08-09	3	R0.8	20,000	8,400	0.09	1.2	20,000	7,200	0.04	1.08	16,000	7,000	0.04	0.88
4040-03-12	4	R0.3	15,000	9,600	0.09	1.6	15,000	7,200	0.05	1.32	12,000	7,000	0.05	1.17
4040-05-12-4		R0.5	15,000	9,600	0.1	1.6	15,000	7,200	0.05	1.35	12,000	7,000	0.05	1.26
4040-05-12		R1	15,000	9,600	0.1	1.6	15,000	7,200	0.05	1.35	12,000	7,000	0.05	1.26
4040-10-12-4			15,000	9,600	0.11	1.6	15,000	7,200	0.05	1.53	12,000	7,000	0.06	1.33
4040-10-12			15,000	9,600	0.11	1.6	15,000	7,200	0.05	1.53	12,000	7,000	0.06	1.33
4050-12-15	5	R1.2	12,000	10,800	0.13	2	12,000	7,200	0.06	1.8	9,600	6,300	0.06	1.54
4060-03-18	6	R0.3	10,000	12,000	0.13	2.4	10,000	7,200	0.07	1.94	8,000	5,250	0.07	1.63
4060-05-18		R0.5	10,000	12,000	0.14	2.4	10,000	7,200	0.07	1.98	8,000	5,250	0.07	1.75
4060-10-18		R1	10,000	12,000	0.15	2.4	10,000	7,200	0.07	2.16	8,000	5,250	0.08	1.75
4060-15-18		R1.5	10,000	12,000	0.17	2.4	10,000	7,200	0.08	2.34	8,000	5,250	0.11	1.75
4080-03-24		8	R0.3	7,500	12,000	0.17	2.86	7,500	7,200	0.08	2.76	6,000	4,100	0.15
4080-05-26	R0.5		7,500	12,000	0.18	2.64	7,500	7,200	0.08	2.61	6,000	4,100	0.14	1.76
4080-10-26	R1		7,500	12,000	0.18	2.72	7,500	7,200	0.09	2.7	6,000	4,100	0.16	1.76
4080-20-24	R2		7,500	12,000	0.22	2.88	7,500	7,200	0.1	2.79	6,000	4,100	0.18	1.96
4100-03-30	10		R0.3	6,000	12,000	0.2	3.04	5,000	5,400	0.14	2.82	4,800	4,100	0.18
4100-05-30		R0.5	6,000	12,000	0.22	3.04	5,000	5,400	0.14	2.88	4,800	4,100	0.18	2.03
4100-10-30		R1	6,000	12,000	0.24	3.28	5,000	5,400	0.14	2.97	4,800	4,100	0.19	2.1
4100-20-30		R2	6,000	12,000	0.26	3.44	5,000	5,400	0.14	3.06	4,800	4,100	0.2	2.45
4120-03-36		12	R0.3	5,000	12,000	0.21	3.32	3,000	4,320	0.18	2.9	4,000	4,100	0.19
4120-05-36	R0.5		5,000	12,000	0.24	3.32	3,000	4,320	0.18	2.96	4,000	4,100	0.19	2.32
4120-10-36	R1		5,000	12,000	0.26	3.59	3,000	4,320	0.18	3.06	4,000	4,100	0.2	2.4
4120-20-36	R2		5,000	12,000	0.28	3.76	3,000	4,320	0.18	3.15	4,000	4,100	0.21	2.8

WORK MATERIAL			TITANIUM / TITANIUM ALLOYS Ti-6Al-4V				HEAT RESISTANT ALLOYS Inconel718			
Model Number	Outside Diameter (mm)	Corner Radius (mm)	Spindle Speed (min ⁻¹)	Feed Rate (mm/min)	a _p Axial Depth (mm)	a _e Radial Depth (mm)	Spindle Speed (min ⁻¹)	Feed Rate (mm/min)	a _p Axial Depth (mm)	a _e Radial Depth (mm)
4020-05-06	2	R0.5	21,420	4,010	0.03	0.33	5,140	810	0.03	0.33
4030-08-09	3	R0.8	14,280	4,010	0.03	0.54	3,430	810	0.03	0.54
4040-03-12	4	R0.3	10,710	4,010	0.04	0.66	2,570	810	0.04	0.66
4040-05-12-4		R0.5	10,710	4,010	0.04	0.68	2,570	810	0.04	0.68
4040-05-12		R1	10,710	4,010	0.04	0.68	2,570	810	0.04	0.68
4040-10-12-4			10,710	4,010	0.04	0.77	2,570	810	0.04	0.77
4040-10-12			10,710	4,010	0.04	0.77	2,570	810	0.04	0.77
4050-12-15	5	R1.2	8,570	4,010	0.04	0.9	2,060	810	0.04	0.9
4060-03-18	6	R0.3	7,140	4,010	0.05	1	1,740	810	0.05	1
4060-05-18		R0.5	7,140	4,010	0.05	1	1,740	810	0.05	1
4060-10-18		R1	7,140	4,010	0.05	1.08	1,740	810	0.05	1.08
4060-15-18		R1.5	7,140	4,010	0.05	1.08	1,740	810	0.05	1.08
4080-03-24		8	R0.3	5,360	4,000	0.05	1.28	1,580	800	0.05
4080-05-26	R0.5		5,360	4,000	0.05	1.31	1,580	800	0.05	1.31
4080-10-26	R1		5,360	4,000	0.05	1.35	1,580	800	0.05	1.35
4080-20-24	R2		5,360	4,000	0.05	1.4	1,580	800	0.05	1.4
4100-03-30	10		R0.3	3,570	3,010	0.09	1.41	1,050	550	0.09
4100-05-30		R0.5	3,570	3,010	0.09	1.44	1,050	550	0.09	1.44
4100-10-30		R1	3,570	3,010	0.09	1.49	1,050	550	0.09	1.49
4100-20-30		R2	3,570	3,010	0.09	1.53	1,050	550	0.09	1.53
4120-03-36		12	R0.3	2,140	2,400	0.12	1.45	640	410	0.12
4120-05-36	R0.5		2,140	2,400	0.12	1.48	640	410	0.12	1.48
4120-10-36	R1		2,140	2,400	0.12	1.53	640	410	0.12	1.53
4120-20-36	R2		2,140	2,400	0.12	1.58	640	410	0.12	1.58

4 Flutes

φ3mm Shank
V Series

UDC-PCD
Series

CBN
Series

Square

Long Neck
Square

Radius

Long Neck
Radius

Taper Neck
Radius

Ball / Long
Shank Ball

Long Neck
Ball

Taper Neck
Ball

Taper

Barrel

Spiral
V Cutter

Drill

Technical Data

Milling Conditions for CRRS

◆Finishing (Flat / Inclined surface)

WORK MATERIAL			CARBON STEELS S45C / S55C (~225HB)				ALLOY STEELS SK / SCM / SUS (225~325HB) *Use cutting oils for Stainless Steels.				PREHARDENED STEELS HARDENED STEELS NAK / HPM / SKD / SKT / STAVAX (30~55HRC) *Recommend oil mist.			
Model Number	Outside Diameter (mm)	Corner Radius (mm)	Spindle Speed (min ⁻¹)	Feed Rate (mm/min)	a _p Axial Depth (mm)	a _e Radial Depth (mm)	Spindle Speed (min ⁻¹)	Feed Rate (mm/min)	a _p Axial Depth (mm)	a _e Radial Depth (mm)	Spindle Speed (min ⁻¹)	Feed Rate (mm/min)	a _p Axial Depth (mm)	a _e Radial Depth (mm)
4020-05-06	2	R0.5	30,000	1,720	0.1	0.06	30,000	1,510	0.05	0.05	24,000	1,070	0.05	0.04
4030-08-09	3	R0.8	20,000	1,890	0.1	0.09	20,000	1,660	0.05	0.08	16,000	1,160	0.05	0.07
4040-03-12	4	R0.3	15,000	1,050	0.1	0.07	15,000	910	0.05	0.06	12,000	620	0.05	0.05
4040-05-12-4		R0.5	15,000	1,360	0.1	0.09	15,000	1,180	0.05	0.08	12,000	810	0.05	0.07
4040-05-12			15,000	1,360	0.1	0.09	15,000	1,180	0.05	0.08	12,000	810	0.05	0.07
4040-10-12-4		R1	15,000	1,920	0.1	0.13	15,000	1,670	0.05	0.11	12,000	1,150	0.05	0.1
4040-10-12			15,000	1,920	0.1	0.13	15,000	1,670	0.05	0.11	12,000	1,150	0.05	0.1
4050-12-15	5	R1.2	12,000	1,910	0.1	0.16	12,000	1,630	0.05	0.14	9,600	1,120	0.05	0.12
4060-03-18	6	R0.3	10,000	890	0.2	0.09	10,000	760	0.1	0.08	8,000	510	0.1	0.06
4060-05-18		R0.5	10,000	1,150	0.2	0.12	10,000	990	0.1	0.1	8,000	670	0.1	0.08
4060-10-18		R1	10,000	1,630	0.2	0.16	10,000	1,400	0.1	0.14	8,000	950	0.1	0.12
4060-15-18		R1.5	10,000	2,000	0.2	0.2	10,000	1,720	0.1	0.17	8,000	1,170	0.1	0.15
4080-03-24		8	R0.3	7,500	1,170	0.2	0.11	7,500	1,050	0.1	0.09	6,000	720	0.1
4080-05-26	R0.5		7,500	990	0.2	0.13	7,500	860	0.1	0.11	6,000	580	0.1	0.1
4080-10-26	R1		7,500	1,410	0.2	0.19	7,500	1,210	0.1	0.16	6,000	830	0.1	0.14
4080-20-24	R2		7,500	1,990	0.2	0.27	7,500	1,720	0.1	0.23	6,000	1,170	0.1	0.2
4100-03-30	10		R0.3	6,000	720	0.2	0.12	5,000	510	0.1	0.1	4,800	400	0.1
4100-05-30		R0.5	6,000	940	0.2	0.16	5,000	660	0.1	0.13	4,800	520	0.1	0.11
4100-10-30		R1	6,000	1,330	0.2	0.22	5,000	940	0.1	0.19	4,800	740	0.1	0.15
4100-20-30		R2	6,000	1,890	0.2	0.32	5,000	1,340	0.1	0.27	4,800	1,050	0.1	0.22
4120-03-36		12	R0.3	5,000	680	0.2	0.14	3,000	330	0.1	0.1	4,000	360	0.1
4120-05-36	R0.5		5,000	880	0.2	0.18	3,000	430	0.1	0.14	4,000	480	0.1	0.12
4120-10-36	R1		5,000	1,240	0.2	0.24	3,000	610	0.1	0.2	4,000	680	0.1	0.16
4120-20-36	R2		5,000	1,760	0.2	0.35	3,000	870	0.1	0.29	4,000	960	0.1	0.24

WORK MATERIAL			TITANIUM / TITANIUM ALLOYS Ti-6Al-4V				HEAT RESISTANT ALLOYS Inconel718			
Model Number	Outside Diameter (mm)	Corner Radius (mm)	Spindle Speed (min ⁻¹)	Feed Rate (mm/min)	a _p Axial Depth (mm)	a _e Radial Depth (mm)	Spindle Speed (min ⁻¹)	Feed Rate (mm/min)	a _p Axial Depth (mm)	a _e Radial Depth (mm)
4020-05-06	2	R0.5	21,420	840	0.04	0.03	5,140	170	0.04	0.03
4030-08-09	3	R0.8	14,280	920	0.04	0.04	3,430	190	0.04	0.04
4040-03-12	4	R0.3	10,710	510	0.04	0.03	2,570	100	0.04	0.03
4040-05-12-4		R0.5	10,710	660	0.04	0.04	2,570	130	0.04	0.04
4040-05-12			10,710	660	0.04	0.04	2,570	130	0.04	0.04
4040-10-12-4		R1	10,710	930	0.04	0.06	2,570	190	0.04	0.06
4040-10-12			10,710	930	0.04	0.06	2,570	190	0.04	0.06
4050-12-15	5	R1.2	8,570	910	0.03	0.07	2,060	180	0.03	0.07
4060-03-18	6	R0.3	7,140	420	0.07	0.04	1,740	90	0.07	0.04
4060-05-18		R0.5	7,140	550	0.07	0.05	1,740	110	0.07	0.05
4060-10-18		R1	7,140	780	0.07	0.07	1,740	160	0.07	0.07
4060-15-18		R1.5	7,140	960	0.06	0.08	1,740	190	0.06	0.08
4080-03-24		8	R0.3	5,360	400	0.06	0.04	1,580	80	0.06
4080-05-26	R0.5		5,360	480	0.06	0.06	1,580	100	0.06	0.06
4080-10-26	R1		5,360	670	0.06	0.08	1,580	130	0.06	0.08
4080-20-24	R2		5,360	960	0.05	0.12	1,580	190	0.05	0.12
4100-03-30	10		R0.3	3,570	280	0.06	0.05	1,050	50	0.06
4100-05-30		R0.5	3,570	370	0.06	0.07	1,050	70	0.06	0.07
4100-10-30		R1	3,570	520	0.06	0.1	1,050	100	0.06	0.1
4100-20-30		R2	3,570	750	0.06	0.14	1,050	140	0.06	0.14
4120-03-36		12	R0.3	2,140	240	0.07	0.05	640	40	0.07
4120-05-36	R0.5		2,140	310	0.07	0.07	640	50	0.07	0.07
4120-10-36	R1		2,140	400	0.07	0.11	640	70	0.07	0.12
4120-20-36	R2		2,140	520	0.07	0.17	640	100	0.07	0.17

- φ3mm Shank V Series
- UDC-PCD Series
- CBN Series
- Square
- Long Neck Square
- Radius
- Long Neck Radius
- Taper Neck Radius
- Ball / Long Shank Ball
- Long Neck Ball
- Taper Neck Ball
- Taper
- Barrel
- Spiral V Cutter
- Drill
- Technical Data

Milling Conditions for CRRS

Please adjust milling parameter referring following table.

D : Outside Diameter (mm)

L : Overhang Length (mm)

D : $\phi 2.0 \sim 3.0$

Overhang Length L/D	Spindle Speed (min ⁻¹)	Feed Rate (mm/min)	a_p Axial Depth (mm)	a_e Radial Depth (mm)
L/D ≤ 6	× 1	× 1	× 1	× 1
L/D = 7	× 0.8	× 0.8	× 0.8	× 0.9
L/D = 8	× 0.7	× 0.7	× 0.7	× 0.9
L/D = 9	× 0.7	× 0.7	× 0.6	× 0.8
L/D = 10	× 0.6	× 0.6	× 0.6	× 0.7

D : $\phi 4.0 \sim 6.0$

Overhang Length L/D	Spindle Speed (min ⁻¹)	Feed Rate (mm/min)	a_p Axial Depth (mm)	a_e Radial Depth (mm)
L/D ≤ 4	× 1	× 1	× 1	× 1
L/D = 5	× 0.9	× 0.8	× 0.9	× 0.9
L/D = 6	× 0.8	× 0.7	× 0.8	× 0.9
L/D = 7	× 0.7	× 0.6	× 0.6	× 0.8
L/D = 8	× 0.5	× 0.4	× 0.6	× 0.7

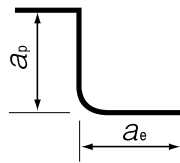
D : $\phi 8.0 \sim 12.0$

Overhang Length L/D	Spindle Speed (min ⁻¹)	Feed Rate (mm/min)	a_p Axial Depth (mm)	a_e Radial Depth (mm)
L/D ≤ 4	× 1	× 1	× 1	× 1
L/D = 5	× 0.7	× 0.6	× 0.6	× 0.8
L/D = 6	× 0.5	× 0.4	× 0.5	× 0.7

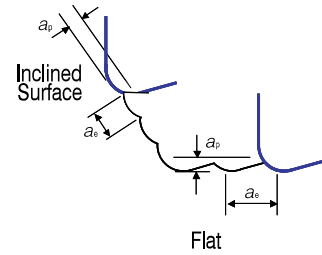
Note:

- Decrease both spindle speed and feed rate proportionally when the milling parameters exceed the machine's maximum spindle speed.
- Decrease the feed rate more than 50% from the milling parameters when slot milling.
- Only adjust the spindle speed to calculate milling conditions based on the overhang length in finishing process.
- Every coolant offers stable milling.
- Recommend wet coolant for Stainless Steels.

Roughing Parameter



Finishing Parameter
(Flat / Inclined Surface)



4 Flutes

φ3mm Shank
V Series

UDC-PCD
Series

CBN
Series

Square

Square

Long Neck
Square

Radius

Radius

Long Neck
Radius

Taper Neck
Radius

Ball

Ball / Long
Shank Ball

Long Neck
Ball

Taper Neck
Ball

Taper

Taper

Barrel

Barrel

Spiral
V Cutter

Spiral
V Cutter

Drill

Drill

Technical Data

Technical Data

393

Tools After Milling by Different Work Materials CRRS $\phi 6 \times CRO.5$

Spindle Speed	Feed Rate	a_p	a_e	Overhang Length	Cycle Time	Coolant
10,000 min ⁻¹	12,000 mm/min	0.14 mm	2.4 mm	24 mm	90 min	Air Blow (Nozzle)

S50C



Relief Wear Width
0.070 mm

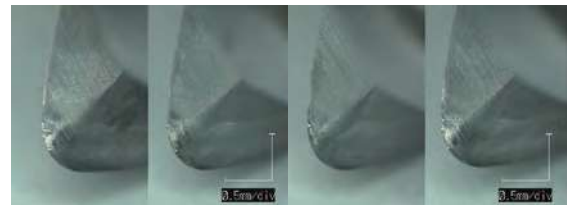


Spindle Speed	Feed Rate	a_p	a_e	Overhang Length	Cycle Time	Coolant
10,000 min ⁻¹	7,200 mm/min	0.07 mm	1.98 mm	24 mm	84 min	Water Soluble

SUS304



Relief Wear Width
0.032 mm



Spindle Speed	Feed Rate	a_p	a_e	Overhang Length	Cycle Time	Coolant
8,000 min ⁻¹	5,250 mm/min	0.07 mm	1.75 mm	24 mm	56 min	Oil Mist

STAVAX (52HRC)



Relief Wear Width
0.087 mm



- φ3mm Shark V Series
- UDC-PCD Series
- CBN Series
- Square
- Long Neck Square
- Radius
- Long Neck Radius
- Taper Neck Radius
- Ball / Long Shank Ball
- Long Neck Ball
- Taper Neck Ball
- Taper
- Barrel
- Spiral V Cutter
- Drill
- Technical Data

CRRS $\phi 6 \times$ CR0.3 Milling Example

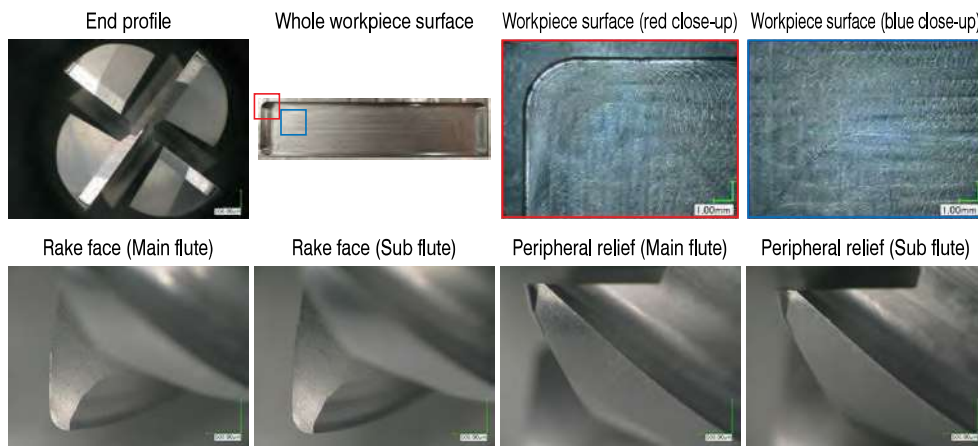
Ti-6Al-4V

4 Flutes

Spindle Speed	Feed Rate	a_p	a_e	Cycle Time	Coolant
7,150 min ⁻¹	4,000 mm/min	0.05 mm	1 mm	67 min	Water Soluble (Through-spindle)

Square pocket size 100 × 25 × 4 mm

No vibration and chattering. No burrs or chattering on workpiece. No tool damage and tool wear within normal range.




CRRS $\phi 6 \times$ CR1.5 Milling Example

Inconel718

Spindle Speed	Feed Rate	a_p	a_e	Cycle Time	Coolant
1,740 min ⁻¹	820 mm/min	0.06 mm	1.1 mm	63 min	Water Soluble (Through-spindle)

Square pocket size 40 × 30 × 3 mm

No vibration and chattering. No burrs or chattering on workpiece. Chipping on rake face due to wear on the bottom cutting edge. Acceptable given the 60min milling of Inconel.



- φ3mm Shank V Series
- UDC-PCD Series
- CBN Series
- Square
 - Square
 - Long Neck Square
- Radius
 - Radius
 - Long Neck Radius
 - Taper Neck Radius
- Ball / Long Shank Ball
 - Ball
 - Long Neck Ball
 - Taper Neck Ball
- Taper
 - Taper
- Barrel
 - Barrel
- Spiral V Cutter
 - Spiral V Cutter
- Drill
 - Drill
- Technical Data
 - Technical Data