

## 3 Flutes UTCOAT



Size R0.3~R3

# CFLB

Super MG

UT COAT

30°

R ±0.005

R ±0.007

Shank Dia 0/-0.005

Variable Pitch

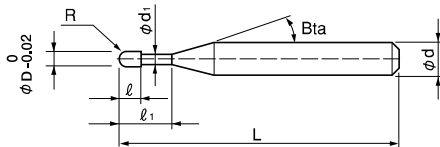
R0.3~R1.5

R2~R3

R2~R3

Material Applications (★ Highly Recommended ● Recommended ○ Suggested)

Work Material																	
Carbon Steels S45C S55C	Alloy Steels SK / SCM SUS	Prehardened Steels NAK HPM	Hardened Steels					Cast Iron	Aluminum Alloys	Graphite	Copper	Plastics	Glass Filled Plastics	Titanium Alloys	Heat Resistant Alloys	Cemented Carbide	Hard Brittle (Non-Metallic) Materials
			~50HRC	~55HRC	~60HRC	~65HRC	~70HRC										
●	●	●	●	●				○	●		●	○		●	●		



The shank taper angle shown is not an exact value and to avoid contact with the work piece, we recommend the user controls the precise value of this angle. Shank taper angle should not make contact with the work piece.

### Features

Suited for various heat-resistant alloys including Titanium and Inconel due to **large pocket, variable pitch and high lubricity coating.**  
**Tip slot design offers clean milling surfaces even for Copper, Aluminum and Acrylic.**



Copper C1100

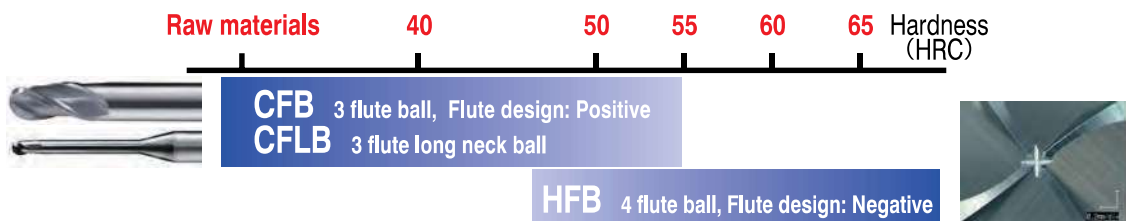


Acrylic



Aluminum A7075

### 3 series of tip slot ball



**3 flute ball CFB series (P442) and 4 flute ball HFB series for hard materials (P452) are also available.**



- φ3mm Shank V Series
- UDC-PCD Series
- CBN Series
- Square
- Long Neck Square
- Radius
- Long Neck Radius
- Taper Neck Radius
- Ball / Long Shank Ball
- Long Neck Ball
- Taper Neck Ball
- Taper
- Barrel
- Spiral V Cutter
- Drill
- Technical Data

Total 47 models

Unit (mm)

Model Number	Radius of Ball Nose R	Effective Length $\ell_1$	Length of Cut $\ell$	Neck Diameter $\phi d$	Shank Taper Angle $\beta$	Overall Length L	Shank Diameter $\phi d$	Suggested Retail Price ¥	Effective Length by Inclined Angles				
									30°	1°	1°30'	2°	3°
CFLB 3006-020	R0.3	2	0.48	0.58	16°	50	4	6,970	2.16	2.23	2.30	2.37	2.53
CFLB 3006-030		3				50	4	7,130	3.20	3.30	3.40	3.51	3.76
CFLB 3006-040		4				50	4	7,380	4.23	4.36	4.50	4.65	4.98
CFLB 3006-060		6				50	4	7,380	6.30	6.49	6.70	6.93	7.43
CFLB 3008-040	R0.4	4	0.64	0.78	16°	50	4	7,380	4.23	4.36	4.49	4.64	4.96
CFLB 3008-060		6				50	4	7,380	6.29	6.49	6.69	6.91	7.41
CFLB 3008-080		8				50	4	7,380	8.36	8.62	8.89	9.19	9.85
CFLB 3010-025	R0.5	2.5	0.8	0.96	16°	50	4	6,310	2.71	2.79	2.87	2.95	3.14
CFLB 3010-030		3				50	4	6,310	3.23	3.32	3.42	3.52	3.75
CFLB 3010-040		4				50	4	6,560	4.26	4.38	4.52	4.66	4.98
CFLB 3010-050		5				50	4	6,560	5.29	5.45	5.62	5.80	6.20
CFLB 3010-060		6				50	4	6,970	6.32	6.51	6.72	6.94	7.42
CFLB 3010-080		8				50	4	6,970	8.39	8.64	8.92	9.21	9.87
CFLB 3010-100	R0.75	10	1.2	1.43	16°	50	4	6,970	10.45	10.77	11.12	11.49	12.32
CFLB 3010-120		12				50	4	6,970	12.51	12.90	13.32	13.77	14.76
CFLB 3015-040		4				50	4	6,970	4.18	4.29	4.41	4.54	4.83
CFLB 3015-060		6				50	4	6,970	6.24	6.42	6.61	6.82	7.28
CFLB 3015-080		8				50	4	7,220	8.30	8.55	8.82	9.10	9.73
CFLB 3015-100		10				50	4	7,380	10.37	10.68	11.02	11.38	12.18
CFLB 3015-120	R1	12	1.6	1.83	16°	50	4	7,950	12.43	12.81	13.22	13.65	14.62
CFLB 3015-160		16				50	4	7,950	16.56	17.07	17.62	18.21	19.52
CFLB 3020-040		4				50	4	6,300	4.35	4.46	4.58	4.71	4.99
CFLB 3020-060		6				50	4	6,810	6.41	6.59	6.78	6.99	7.44
CFLB 3020-080		8				50	4	6,970	8.48	8.72	8.98	9.26	9.89
CFLB 3020-100		10				50	4	6,970	10.54	10.85	11.18	11.54	12.33
CFLB 3020-120	R1.5	12	2.4	2.73	16°	50	4	7,220	12.60	12.98	13.38	13.82	14.78
CFLB 3020-140		14				50	4	7,220	14.66	15.11	15.59	16.09	17.23
CFLB 3020-160		16				50	4	7,220	16.73	17.24	17.79	18.37	19.68
CFLB 3020-180		18				55	4	7,220	18.79	19.37	19.99	20.65	No Interference
CFLB 3020-200		20				55	4	7,220	20.85	21.50	22.19	22.93	No Interference
CFLB 3030-080		R2				8	3.2	3.63	16°	60	6	6,970	8.64
CFLB 3030-100	10		60	6	7,630	10.70				11.00	11.33	11.67	12.44
CFLB 3030-120	12		60	6	7,630	12.77				13.14	13.53	13.96	14.89
CFLB 3030-160	16		60	6	7,950	16.89				17.39	17.93	18.50	19.78
CFLB 3030-200	20		70	6	8,040	21.02				21.65	22.33	23.06	24.68
CFLB 3030-250	25		70	6	8,040	26.17				26.98	27.83	28.75	No Interference
CFLB 3040-100	R3	10	4.8	5.42	—	70	6	7,200	10.87	11.16	11.47	11.80	12.54
CFLB 3040-120		12				70	6	7,380	12.93	13.29	13.67	14.08	14.99
CFLB 3040-160		16				70	6	7,710	17.06	17.55	18.07	18.63	19.89
CFLB 3040-200		20				70	6	8,200	21.18	21.81	22.47	23.19	No Interference
CFLB 3040-250		25				70	6	8,200	26.34	27.13	27.98	28.88	No Interference
CFLB 3040-300		30				70	6	8,200	31.50	32.45	33.48	No Interference	No Interference
CFLB 3060-200	R3	20	4.8	5.42	—	80	6	9,840	No Interference	No Interference	No Interference	No Interference	No Interference
CFLB 3060-250		25				80	6	9,840	No Interference	No Interference	No Interference	No Interference	No Interference
CFLB 3060-300		30				80	6	10,090	No Interference	No Interference	No Interference	No Interference	No Interference
CFLB 3060-350		35				80	6	10,500	No Interference	No Interference	No Interference	No Interference	No Interference
CFLB 3060-400		40				90	6	11,070	No Interference	No Interference	No Interference	No Interference	No Interference

3 Flutes

- φ3mm Shank V Series
- UDC-PCD Series
- CBN Series
- Square
- Long Neck Square
- Radius
- Long Neck Radius
- Taper Neck Radius
- Ball / Long Shank Ball
- Long Neck Ball
- Taper Neck Ball
- Taper
- Barrel
- Spiral V Cutter
- Drill
- Technical Data

Milling Conditions for CFLB

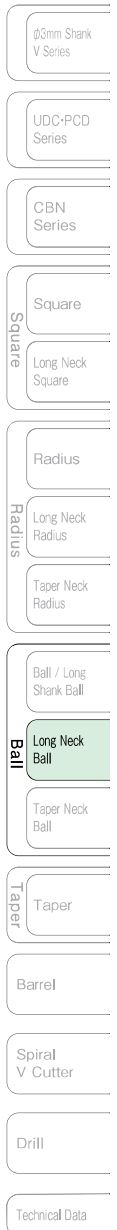
- φ3mm Shank V Series
- UDC-PCD Series
- CBN Series
- Square
- Long Neck Square
- Radius
- Long Neck Radius
- Taper Neck Radius
- Ball / Long Shank Ball
- Long Neck Ball
- Taper Neck Ball
- Taper
- Barrel
- Spiral V Cutter
- Drill
- Technical Data

WORK MATERIAL			COPPER ALUMINUM ALLOYS C1100 / A5052 / A7075 etc.				CARBON STEELS / ALLOY STEELS / HARDENED STEELS S50C / NAK80 etc. (~45HRC)				HARDENED STEELS STAVAX / SKD61 etc. (~55HRC)			
Coolant			WET				WET / DRY				WET / DRY			
Model Number	Outside Diameter (mm)	Effective Length (mm)	Spindle Speed (min <sup>-1</sup> )	Feed Rate (mm/min)	a <sub>p</sub> Axial Depth (mm)	a <sub>e</sub> Radial Depth (mm)	Spindle Speed (min <sup>-1</sup> )	Feed Rate (mm/min)	a <sub>p</sub> Axial Depth (mm)	a <sub>e</sub> Radial Depth (mm)	Spindle Speed (min <sup>-1</sup> )	Feed Rate (mm/min)	a <sub>p</sub> Axial Depth (mm)	a <sub>e</sub> Radial Depth (mm)
3006-020	R0.3	2	30,000	1,000	0.03	0.13	30,000	1,000	0.03	0.13	30,000	700	0.03	0.13
3006-030		3	30,000	1,000	0.03	0.13	30,000	1,000	0.03	0.13	30,000	700	0.03	0.13
3006-040		4	30,000	700	0.02	0.1	30,000	700	0.02	0.1	30,000	480	0.02	0.1
3006-060		6	30,000	475	0.01	0.05	30,000	475	0.01	0.05	30,000	300	0.01	0.05
3008-040	R0.4	4	30,000	1,250	0.04	0.17	30,000	1,250	0.04	0.17	30,000	850	0.04	0.17
3008-060		6	30,000	1,000	0.03	0.14	30,000	1,000	0.03	0.14	30,000	680	0.03	0.14
3008-080		8	27,000	770	0.018	0.12	27,000	770	0.018	0.12	27,000	510	0.018	0.12
3010-025	R0.5	2.5	30,000	1,500	0.05	0.21	30,000	1,500	0.05	0.21	30,000	1,000	0.05	0.21
3010-030		3	30,000	1,500	0.05	0.21	30,000	1,500	0.05	0.21	30,000	1,000	0.05	0.21
3010-040		4	30,000	1,500	0.05	0.21	30,000	1,500	0.05	0.21	30,000	1,000	0.05	0.21
3010-050		5	30,000	1,500	0.05	0.21	30,000	1,500	0.05	0.21	30,000	1,000	0.05	0.21
3010-060		6	30,000	1,500	0.04	0.19	30,000	1,500	0.04	0.19	30,000	1,000	0.04	0.19
3010-080		8	25,200	1,200	0.03	0.17	25,200	1,200	0.03	0.17	25,200	800	0.03	0.17
3010-100	10	24,100	930	0.023	0.15	24,100	930	0.023	0.15	24,100	620	0.023	0.155	
3010-120	12	23,000	660	0.017	0.135	23,000	660	0.017	0.135	23,000	440	0.017	0.135	
3015-040	R0.75	4	30,000	2,500	0.075	0.32	30,000	2,500	0.075	0.32	30,000	1,700	0.075	0.32
3015-060		6	30,000	2,500	0.075	0.32	30,000	2,500	0.075	0.32	30,000	1,700	0.075	0.32
3015-080		8	30,000	2,500	0.075	0.32	30,000	2,500	0.075	0.32	30,000	1,700	0.075	0.32
3015-100		10	24,000	2,000	0.05	0.26	24,000	2,000	0.05	0.26	24,000	1,350	0.05	0.26
3015-120		12	20,800	1,400	0.035	0.25	20,800	1,400	0.035	0.25	20,800	925	0.035	0.23
3015-160		16	17,500	800	0.025	0.24	17,500	800	0.025	0.24	17,500	500	0.017	0.2
3020-040	R1	4	30,000	3,200	0.2	0.6	30,000	3,200	0.2	0.6	30,000	2,500	0.2	0.6
3020-060		6	30,000	3,200	0.2	0.6	30,000	3,200	0.2	0.6	30,000	2,500	0.2	0.6
3020-080		8	30,000	3,200	0.2	0.6	30,000	3,200	0.2	0.6	29,150	2,400	0.2	0.6
3020-100		10	27,000	3,000	0.2	0.6	27,000	3,000	0.2	0.6	24,300	2,000	0.2	0.6
3020-120		12	21,600	2,400	0.15	0.5	21,600	2,400	0.15	0.5	21,000	1,600	0.14	0.5
3020-140		14	16,200	1,600	0.12	0.45	16,200	1,600	0.12	0.45	16,200	1,200	0.08	0.35
3020-160		16	12,600	1,200	0.1	0.4	12,600	1,200	0.1	0.4	12,600	1,200	0.05	0.3
3020-180		18	12,350	1,060	0.07	0.375	12,350	1,060	0.07	0.375	12,350	900	0.035	0.285
3020-200		20	12,050	930	0.04	0.35	12,050	930	0.04	0.35	12,050	600	0.017	0.27
3030-080		R1.5	8	24,000	4,000	0.3	0.9	24,000	4,000	0.3	0.9	21,600	2,700	0.3
3030-100	10		24,000	4,000	0.3	0.9	24,000	4,000	0.3	0.9	21,600	2,700	0.3	0.9
3030-120	12		24,000	3,600	0.3	0.9	24,000	3,600	0.3	0.9	21,600	2,450	0.3	0.9
3030-160	16		16,800	2,800	0.27	0.85	16,800	2,800	0.27	0.85	15,100	1,900	0.27	0.85
3030-200	20		12,000	2,000	0.24	0.75	12,000	2,000	0.24	0.75	10,800	1,350	0.24	0.75
3030-250	25		8,400	1,200	0.15	0.65	8,400	1,200	0.15	0.65	7,500	800	0.15	0.65

## Milling Conditions for CFLB

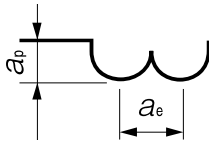
3 Flutes

WORK MATERIAL			TITANIUM ALLOYS STAINLESS STEELS Ti-6Al-4V / SUS etc.				HEAT RESISTANT ALLOYS Inconel718			
Coolant			WET				WET			
Model Number	Outside Diameter (mm)	Effective Length (mm)	Spindle Speed (min <sup>-1</sup> )	Feed Rate (mm/min)	$a_p$ Axial Depth (mm)	$a_e$ Radial Depth (mm)	Spindle Speed (min <sup>-1</sup> )	Feed Rate (mm/min)	$a_p$ Axial Depth (mm)	$a_e$ Radial Depth (mm)
3006-020	R0.3	2	20,000	1,000	0.015	0.09	9,000	225	0.015	0.09
3006-030		3	20,000	1,000	0.015	0.09	7,500	185	0.012	0.08
3006-040		4	20,000	700	0.01	0.07	4,500	100	0.01	0.07
3006-060		6	20,000	200	0.005	0.035	2,400	30	0.004	0.035
3008-040	R0.4	4	20,000	1,250	0.02	0.12	10,000	310	0.02	0.12
3008-060		6	20,000	950	0.013	0.075	7,200	200	0.013	0.075
3008-080		8	18,000	600	0.007	0.06	4,450	95	0.007	0.06
3010-025	R0.5	2.5	20,000	1,500	0.025	0.15	10,000	375	0.025	0.15
3010-030		3	20,000	1,500	0.025	0.15	10,000	375	0.025	0.15
3010-040		4	20,000	1,500	0.025	0.15	9,000	330	0.025	0.15
3010-050		5	20,000	1,500	0.025	0.15	7,500	280	0.02	0.14
3010-060		6	20,000	1,500	0.02	0.14	6,000	220	0.02	0.13
3010-080		8	16,800	1,200	0.015	0.12	3,500	110	0.015	0.11
3010-100		10	16,050	930	0.011	0.1	3,350	85	0.011	0.095
3010-120		12	15,300	660	0.008	0.095	3,200	60	0.008	0.085
3015-040	R0.75	4	20,000	2,500	0.035	0.22	9,000	380	0.03	0.22
3015-060		6	20,000	2,500	0.035	0.22	9,000	380	0.03	0.22
3015-080		8	20,000	2,500	0.035	0.22	6,000	250	0.025	0.18
3015-100		10	16,000	2,000	0.025	0.19	4,500	170	0.02	0.17
3015-120		12	14,000	1,370	0.02	0.18	4,100	135	0.017	0.17
3015-160		16	12,000	730	0.013	0.17	3,600	100	0.013	0.165
3020-040	R1	4	20,000	3,200	0.1	0.43	12,000	1,000	0.1	0.4
3020-060		6	20,000	3,200	0.1	0.43	12,000	1,000	0.1	0.4
3020-080		8	20,000	3,200	0.1	0.43	10,800	900	0.1	0.4
3020-100		10	18,000	3,000	0.1	0.43	9,000	750	0.08	0.36
3020-120		12	14,400	2,400	0.075	0.38	7,200	600	0.08	0.34
3020-140		14	10,800	1,600	0.06	0.34	5,400	400	0.07	0.32
3020-160		16	8,400	1,200	0.05	0.34	4,200	300	0.06	0.3
3020-180		18	8,250	1,000	0.035	0.26	4,100	250	0.035	0.26
3020-200		20	8,050	800	0.017	0.245	4,000	200	0.015	0.23
3030-080		R1.5	8	16,000	4,000	0.15	0.65	8,000	1,000	0.15
3030-100	10		16,000	4,000	0.15	0.65	7,200	900	0.15	0.65
3030-120	12		16,000	3,600	0.15	0.65	7,200	800	0.15	0.65
3030-160	16		11,200	2,800	0.135	0.62	4,800	600	0.12	0.55
3030-200	20		8,000	2,000	0.12	0.58	3,600	400	0.1	0.52
3030-250	25		5,600	1,200	0.075	0.46	2,800	300	0.09	0.48



Milling Conditions for CFLB

WORK MATERIAL			COPPER ALUMINUM ALLOYS C1100 / A5052 / A7075 etc.				CARBON STEELS / ALLOY STEELS / HARDENED STEELS S50C / NAK80 etc (~45HRC)				HARDENED STEELS STAVAX / SKD61 etc. (~55HRC)			
Coolant			WET				WET/DRY				WET/DRY			
Model Number	Outside Diameter (mm)	Effective Length (mm)	Spindle Speed (min <sup>-1</sup> )	Feed Rate (mm/min)	$a_p$ Axial Depth (mm)	$a_e$ Radial Depth (mm)	Spindle Speed (min <sup>-1</sup> )	Feed Rate (mm/min)	$a_p$ Axial Depth (mm)	$a_e$ Radial Depth (mm)	Spindle Speed (min <sup>-1</sup> )	Feed Rate (mm/min)	$a_p$ Axial Depth (mm)	$a_e$ Radial Depth (mm)
3040-100	R2	10	18,000	4,000	0.4	1.2	18,000	4,000	0.4	1.2	16,200	2,700	0.4	1.2
3040-120		12	18,000	4,000	0.4	1.2	18,000	4,000	0.4	1.2	16,200	2,700	0.4	1.2
3040-160		16	16,200	3,600	0.4	1.2	16,200	3,600	0.4	1.2	14,600	2,450	0.4	1.2
3040-200		20	13,500	3,000	0.4	1.2	13,500	3,000	0.4	1.2	12,200	2,000	0.4	1.2
3040-250		25	9,900	2,200	0.32	1.05	9,900	2,200	0.32	1.05	8,900	1,450	0.32	1.05
3040-300		30	7,200	1,400	0.2	0.85	7,200	1,400	0.2	0.85	6,500	950	0.2	0.85
3060-200	R3	20	12,000	4,000	0.6	1.8	12,000	4,000	0.6	1.8	10,800	2,700	0.6	1.8
3060-250		25	10,500	3,500	0.6	1.8	10,500	3,500	0.6	1.8	9,450	2,350	0.6	1.8
3060-300		30	9,000	3,000	0.6	1.8	9,000	3,000	0.6	1.8	8,100	2,000	0.6	1.8
3060-350		35	7,500	2,500	0.6	1.8	7,500	2,500	0.5	1.6	6,750	1,650	0.5	1.6
3060-400		40	6,000	2,000	0.4	1.4	6,000	2,000	0.4	1.4	5,400	1,350	0.4	1.4



Note:

- Decrease the feed rate more than 50% from the milling parameters when slot milling.
- Decrease both spindle speed and feed rate proportionally when the milling parameters exceed the machines maximum speed, or when the tool is chattering and heats up to a red color.
- Recommend wet coolant for Copper.
- DRY: air blow, WET: water soluble or oil coolant.

- φ3mm Shank V Series
- UDC-PCD Series
- CBN Series
- Square
- Long Neck Square
- Radius
- Long Neck Radius
- Taper Neck Radius
- Ball / Long Shank Ball
- Long Neck Ball
- Taper Neck Ball
- Taper
- Barrel
- Spiral V Cutter
- Drill
- Technical Data

## Milling Conditions for CFLB

3 Flutes


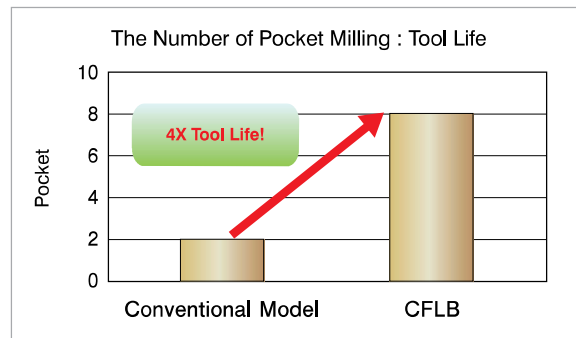
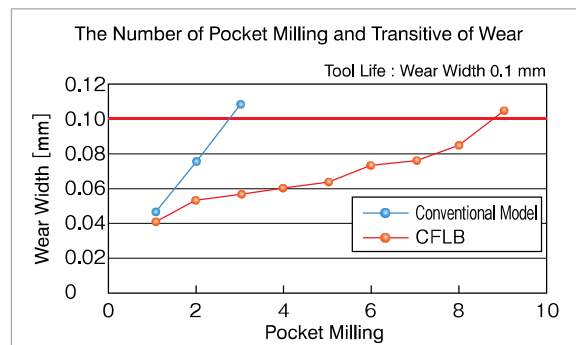
WORK MATERIAL			TITANIUM ALLOYS STAINLESS STEELS Ti-6Al-4V / SUS etc.				HEAT RESISTANT ALLOYS Inconel718			
Coolant			WET				WET			
Model Number	Outside Diameter (mm)	Effective Length (mm)	Spindle Speed (min <sup>-1</sup> )	Feed Rate (mm/min)	a <sub>p</sub> Axial Depth (mm)	a <sub>e</sub> Radial Depth (mm)	Spindle Speed (min <sup>-1</sup> )	Feed Rate (mm/min)	a <sub>p</sub> Axial Depth (mm)	a <sub>e</sub> Radial Depth (mm)
3040-100	R2	10	12,000	4,000	0.2	0.87	6,000	1,000	0.2	0.85
3040-120		12	12,000	4,000	0.2	0.87	6,000	1,000	0.2	0.85
3040-160		16	10,800	3,600	0.2	0.87	5,400	900	0.2	0.85
3040-200		20	9,000	3,000	0.2	0.87	4,500	750	0.17	0.76
3040-250		25	6,600	2,200	0.16	0.78	2,700	400	0.14	0.68
3040-300		30	4,800	1,400	0.1	0.62	2,100	300	0.12	0.63
3060-200	R3	20	8,000	4,000	0.3	1.3	3,600	900	0.3	1.3
3060-250		25	7,000	3,500	0.3	1.3	3,300	820	0.27	1.2
3060-300		30	6,000	3,000	0.3	1.3	3,000	750	0.25	1.17
3060-350		35	5,000	2,500	0.25	1.15	2,400	570	0.23	1.1
3060-400		40	4,000	2,000	0.2	1.05	1,800	400	0.21	1.04

## Tool Life Comparison with Conventional Model (2 flutes) R0.3 x EL3 mm S50C

### S50C Pocket Milling

#### Milling Conditions

Spindle Speed	30,000 min <sup>-1</sup>
Feed Rate	1,000 mm/min
a <sub>p</sub>	0.03 mm
a <sub>e</sub>	0.13 mm
Coolant	Air Blow (Through Spindle)
Overhang Length	12 mm
Pocket Size	φ5 × 3 mm
Cycle Time	14 min/pocket



- φ3mm Shank V Series
- UDC-PCD Series
- CBN Series
- Square
- Long Neck Square
- Radius
- Long Neck Radius
- Taper Neck Radius
- Ball / Long Shank Ball
- Ball
- Long Neck Ball
- Taper Neck Ball
- Taper
- Barrel
- Spiral V Cutter
- Drill
- Technical Data